

## The Duncan McFarlane Band - Stage set up & P.A. Requirements

Page 1 of 3

All of this is our 'ideal' - we are flexible, however, and will easily adapt to whatever is available, per occasion.

The two diagrams on the following pages show our preferred stage layout.

FIVE vocalists in this band, so five boom mic stands, please. We bring our own Shure SM58 Mics (for hygiene reasons).

We prefer five monitors spread evenly across the front **AND** a sixth one for the drummer.

We'd like separate monitor 'sends' for all, if possible - but that's not an absolute requirement, we'll be happy with as many there are available. This is because all the band take their cues from my acoustic guitar & vocal.

I've shown the Drums with our preferred minimum Mic requirement - but if the whole kit is mic'd, then all the better! The drummer also uses one 'electric drum pad' which has a jack output which will need a DI to the PA, please?

The bass player uses a small bass combo which he place at the front of the stage (monitor style) so you don't get him blasting directly to the front! Though this can be placed at the back if the stage layout situation demands it. His bass amp has a line output (jack) to your PA

The electric guitarist will play through a small combo that will require a Mic (to your PA)

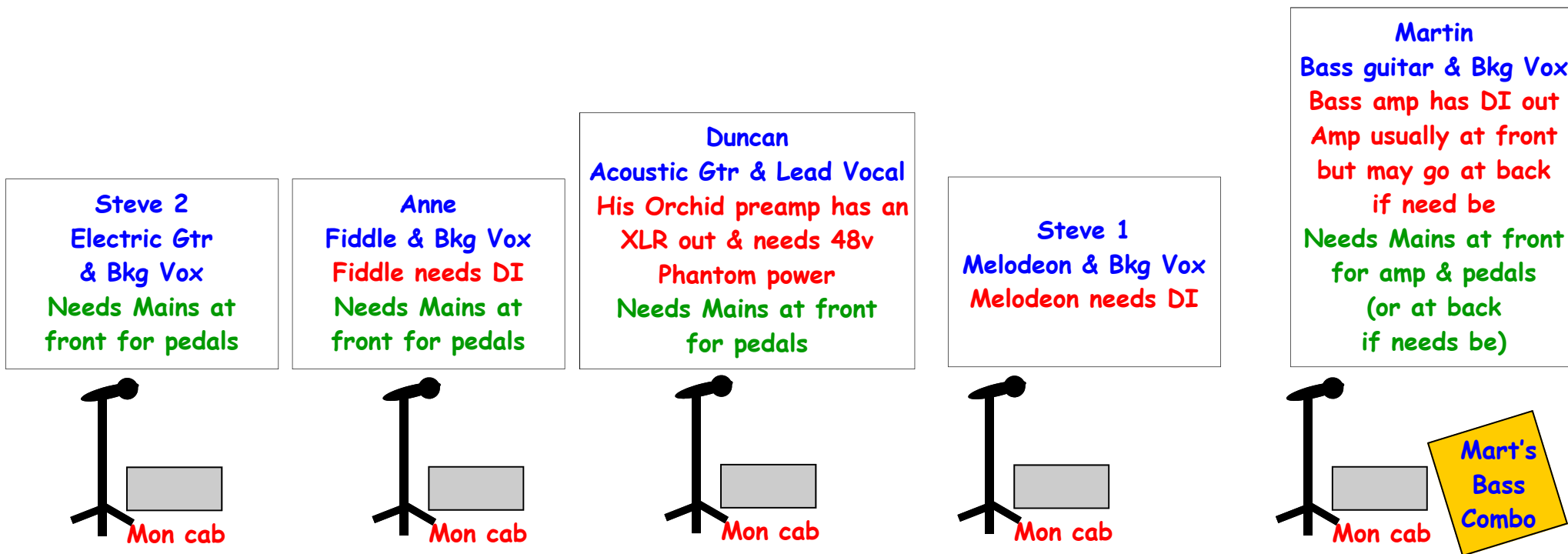
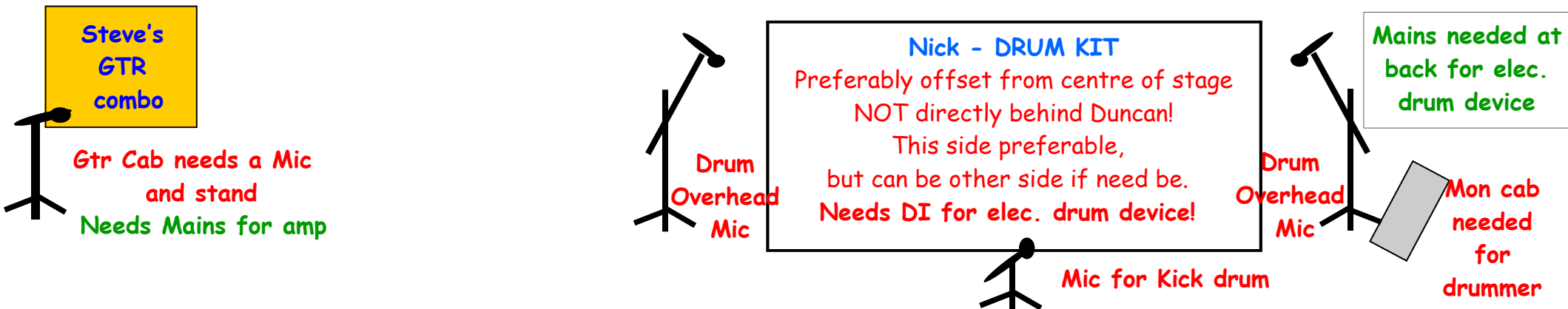
The fiddle will require a DI (it's a jack output from her pedal board)

The Melodeon also requires a DI (again, a jack output from his own melodeon Mic)

The Acoustic guitar has an Orchid pre-amp that requires 48v phantom power. It has an XLR output feed your PA.

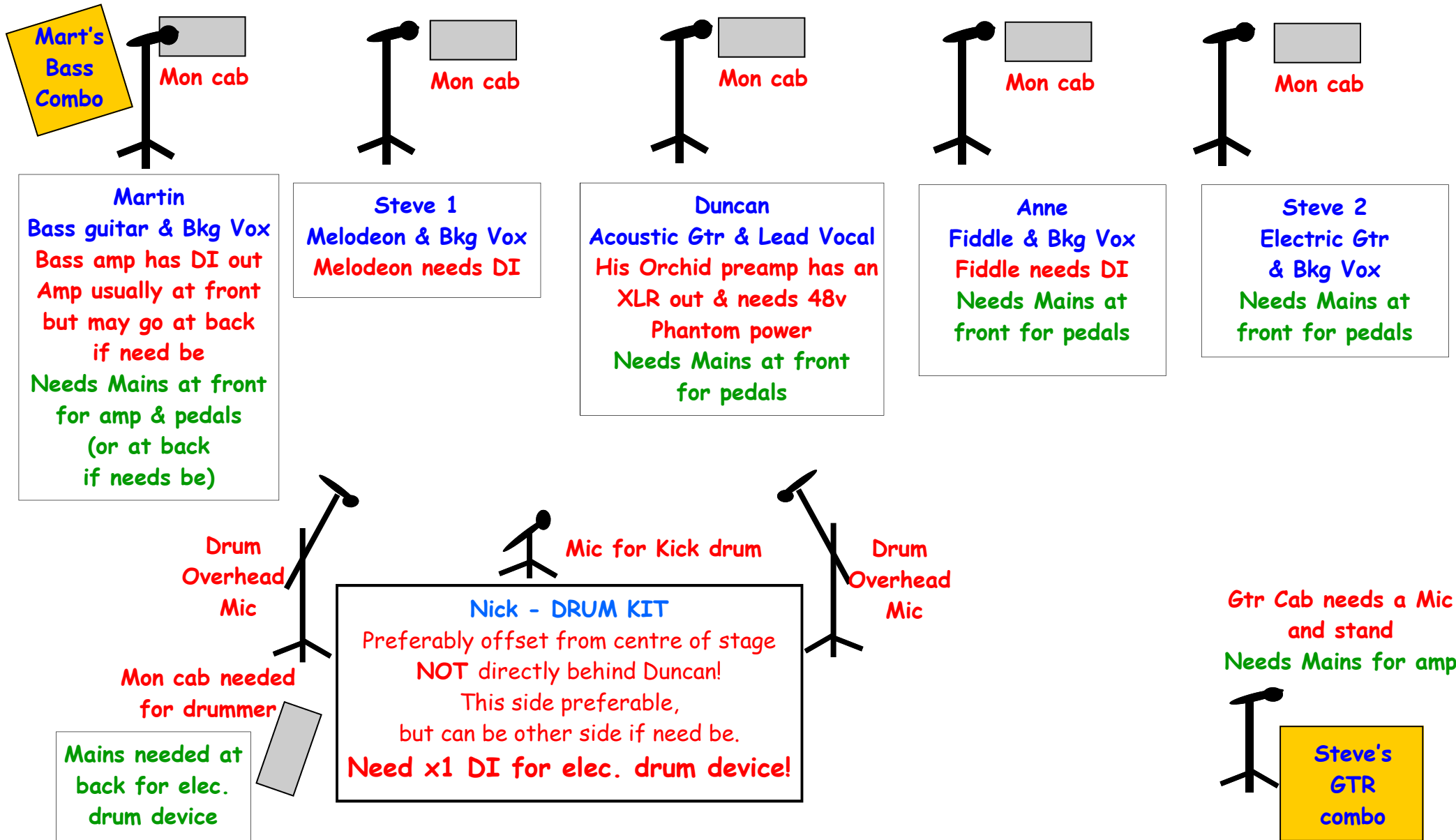
Hopefully the diagrams make all that much plainer to see? - Cheers - Duncan 07905275599

REAR OF STAGE



FRONT OF STAGE

FRONT OF STAGE



BACK OF STAGE